



**MASSEY FERGUSON**

**A world of experience. Working with you.**



facebook.com/AGCOcorp  
twitter.com/AGCOcorp  
youtube.com/AGCOcorp  
ustream.tv/channel/AGCOchat  
blog.agcocorp.com



MASSEY FERGUSON is a worldwide brand of AGCO.  
© AGCO Limited. 2012 | 15557/0913 | A-English/0913/3m



Responsible forest management



MASSEY FERGUSON

# MF 1840

Centre-line small rectangular baler




**FROM MASSEY FERGUSON**





**Page 06**  
The MF 1840 –  
A Real Investment



**Page 08**  
The unique in-line  
conventional baler



**Page 11**  
Feeding



**Page 12**  
Superior Knotters



**Page 13**  
OptiForm™ Bale Chamber



**Page 16**  
Specifications


## Contents

- 06 The MF 1840 – A Real Investment
- 08 The unique in-line conventional baler
- 10 Pick-up
- 11 Feeding
- 12 Superior Knotters
- 13 OptiForm™ Bale Chamber
- 14 Accessories
- 15 Total Support. There when you need it.
- 16 Specifications
- 18 Machine Overview



# Hesston, Kansas

| Leading the way in advanced hay and forage technology



In 1991 AGCO purchased the Hesston Corporation, a leading North American brand of hay tools and a 50 per cent participation in the manufacturing joint venture known as Hay and Forage Industries (HFI). Then in 2000 AGCO completed the purchase of Hay and Forage Industries in Hesston, Kansas, solidifying its planned strategy to achieve efficient manufacturing rationalisation by consolidating major operations in North America.

With hundreds of patents to its credit, Hesston® has been the hay and forage innovator since 1955, when the company developed the first commercially available self-propelled windrower. Other industry 'firsts' have included the first hydrostatic windrower, the first centre-pivot mower-conditioner and the first big rectangular baler - which had nearly 50 individual patents of its own.

Today, products built in Hesston continue to lead the way in advanced hay and forage technology. The factory offers mowing systems, conventional, round and large square balers and a range of self-propelled windrowers. These are built alongside the innovative rotary combines marketed throughout the world.







# The MF 1840: A real investment

The MF 1840 'centre-line' baler goes from strength-to-strength thanks to its popular design and well-established reputation as the perfect small, square baler. Whether you bale a few hectares a year for your own livestock, or produce thousands of bales annually in a commercial operation, the MF 1840 will fit your requirements and budget perfectly.

	MF1840
Bale size	Width 457 mm x Height 356 mm 14" x 18"
Bale length	up to 1300 mm
Crops	Straw, hay, low moisture haylage
Power requirement	Recommended minimum 50 PTO hp
Working pick-up width	1.9 m
Density control	Manual springs or automatic hydraulic



Designed and built in our factory in Hesston, Kansas, the MF 1840 baler has a steadfast reputation as a sturdy and reliable partner for 'fuss-free' baling. For years the MF 1839 has proved itself to be an excellent investment, for small or large farms, contractors and equine businesses alike. And thanks to its simple operation and consistent design, this simple 'centre-line' baler will quickly become a worthwhile investment for your business.

The latest MF 1840 baler now offers big increases in feeding ability, is robust and durable with a low power requirement, ensuring years of reliable service.

This 'centre-line' small rectangular baler has a working pick-up width of 1.9 m. The wide, heavy-duty pick-up is ideal for high usage or contracting. It is guaranteed to produce consistent, densely packed bales of hay or straw that are the right size for easy handling or feeding and the right density for efficient storage and transport.

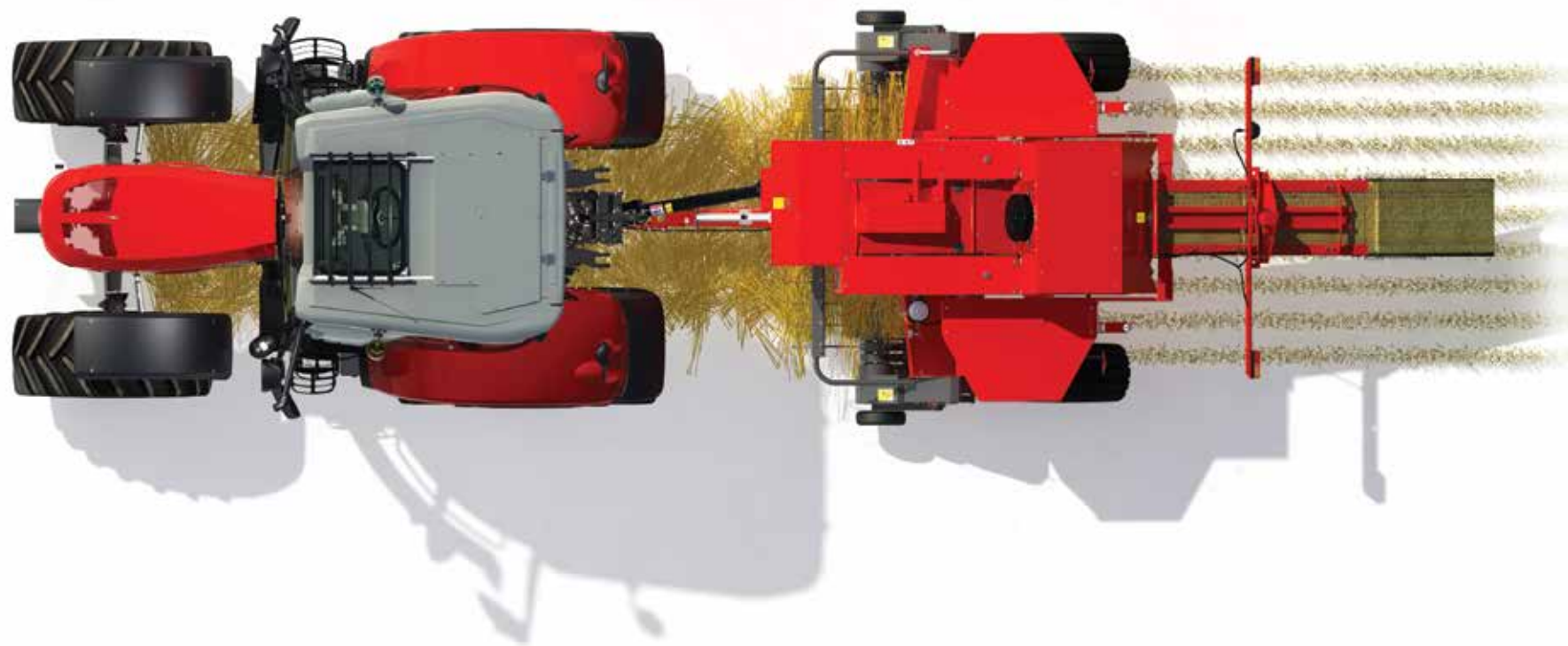
**Make the right business choice with an MF 1840 baler.**



## The benefits of in-line baling

Easy on the road, easy in the field.

You'll notice the first advantage before reaching the field. Even though the MF 1840 features a wide pick-up, transport width is exceptionally narrow because of the in-line design allowing easy access to narrow lanes and awkward gateways. And when you get to the field, there is no need to manhandle the baler from a 'transport' position to a 'work' position – you just lower the pick-up and start baling.



## In-line design

The unique centre-line construction is designed to run in-line directly behind the tractor for unrivalled convenience and field efficiency. In addition it also gives you better weight distribution and reduces ground compaction.

Field and transport positions are one and the same. You never have to move bales out of the way when opening up a field or jockey through gateways. The MF 1840 has a narrow class leading overall transport width of 2.6 m.

The wide pick-up with centering augers increases baling capacity by evenly filling both sides of the bale chamber, creating uniform shaped bales. Dual pick-up gauge wheels help to maintain a healthy feed and avoid tine damage.

The low profile pick-up gently lifts the crop a short distance and feeds it directly into a pre-packer chamber, reducing crop damage and leaf loss. Improves crop feed and allows for an increased working speed.





## Superior feeding

The 1.9 metre wide pick-up features a small diameter, 'low-profile' design with closely spaced tines ensuring that windrows are picked up cleanly with minimal disturbance and leaf loss. Gauge wheels, fitted as standard to either side, further help the pick-up to follow uneven ground contours, avoiding pick-up tine damage. The MF 1840 features a four tine bar pick-up for higher throughput.

As soon as the crop enters the pick-up, centring augers move the material into the centre of the baler. This ensures equal material distribution, improves crop feed and prevents the bale from becoming 'banana-shaped'.

The MF 1840 has new high capacity cross augers which give it massive feeding capability in heavy and even damp crops.

Crop is delivered into the pre-compression chamber using a completely new design of high capacity packer fork where it is pre-formed before entering the main bale chamber. This ensures a well-shaped bale is formed improving bale density and reducing stress on components giving improved baler durability.



## Crop flow

The crop is delivered into the pre-compression chamber where the flake is pre-formed before entering the main chamber. This ensures a well-shaped bale is formed improving bale density and reducing stress on components giving improved baler durability. With a short stroke and high speed plunger, the pre-formed slice concept enables the baler to operate with high capacity, significantly reducing plunger bearing wear whilst generating a greater number of bales.



Crop is moved directly from the pick-up into a pre-forming chamber.



The packer fork then pushes the pre-formed flake up and into the bale chamber.




## Rugged knotter design



The Hesston design of knotters are built to operate reliably season after season, with minimum fuss or maintenance. Their rugged design guarantees excellent reliability bale after bale, whether using high quality plastic or sisal twine.



An electric knotter fan is fitted as standard to the MF 1840 and ensures the knotter are kept clean and free from any debris build up during operation.



Air is drawn in from the front, flows across the knotters and out of the rear of the knotter cover.



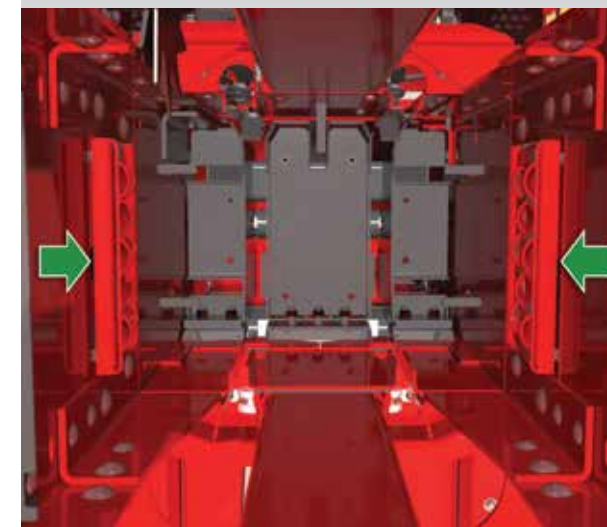
The MF 1840 carries 10 balls of twine which is enough for the longest days work. The large dimension of each compartment allow 'super large' size twine spools to be used, enabling even more twine to be carried and therefore more bales produced per twine fill-up.

## OptiForm bale chamber



To ensure superb bale shape in all conditions and maintain consistent density, the OptiForm bale chamber is 460 mm or 30% longer when compared to the previous MF 1839 baler.

To help maintain density in the toughest of conditions the bale chamber is also equipped with adjustable bale chamber resistance doors. These help to complement the pressure applied to the bale from the top and bottom density rails.






## Accessories

Optional extras are available to increase productivity, make light work of tough jobs and even help your business to grow.



### Adjustable length drawbar

A heavy duty drawbar is available for attaching bale accumulators and collectors easily and in the right place.



### Hydraulic Bale Density Control

The system automatically regulates pressure on the pressure rails of the OptiForm bale chamber to ensure consistent bale density as conditions vary across the field and throughout the day.



### System control

A small hydraulic reservoir, pump and pressure regulator at the front of the baler control the oil pressure in the density control rams.



### Hydraulic density control ram

The control ram applies pressure to the top and bottom density rails.

## Total Support. There when you need it

Massey Ferguson is a true global brand with machines operating all over the world, and behind every Massey Ferguson machine is the powerful after sales support of AGCO's Customer Support organisation.

Industry benchmarking shows that AGCO offers customers world-class parts and service support, and this is never truer than in support of our harvest machinery both in and out of season.





# Specifications as standard



5660 mm



2600 mm

Bale Size	
Cross section (width x height)	
Bale length (maximum)	
Dimensions and Weights	
Overall width	
Transport width	
Overall length - less bale chute	
Overall length - with bale chute	
Overall height	
Weight	
Main Drive System	
Protection	
Pick-up	
Lift/lower	
Panel to panel - outside	
Effective working width	
Width - outside tine to outside tine	
Number of tine bars	
Number of double tines	
Drive protection	
Auger diameter	
Feeding System	
Packer	
Protection	
Plunger	
Speed	
Length of stroke	
Number of plunger roller bearings	
Tying Mechanism	
Number / type of knotters	
Twine type	
Capacity	

MF1840		
mm		457 x 356
mm		up to 1300
mm		2600
mm		2600
mm		4760
mm		5660
mm		1700
kg - approx.		1570
		Slip clutch, overrunning clutch and flywheel shear bolt
		Hydraulic
mm		2264
mm		1928
mm		1782
		4
		56
		Torque limiter
mm		280
		4 tine fork
		Shear bolt
strokes/min		100
mm		550
		8
		Two heavy duty single knotters
		High quality plastic
		10 spools

Tyres	
Standard	
Lights	
CE road lighting	
Bale Density System	
Standard	
Optional	
Tractor Requirements	
Recommended PTO horsepower	
PTO operating speed	
PTO type	
Hydraulics spool valve requirement	
Variable Equipment	
Automatic hydraulic bale density control	
Adjustable draw bar / wagon hitch	

● = Standard  
○ = Optional

Every effort has been made to ensure that the information contained in this publication is as accurate and current as possible. However, inaccuracies, errors or omissions may occur and details of the specifications may be changed at any time without notice. Therefore, all specifications should be confirmed with your Massey Ferguson Dealer or Distributor prior to any purchase.

MF1840		
		31 x 13.5 - 15, 8-Ply
		●
		Spring loaded density control rails
		Hydraulic density control
Hp /kW		50 /37
rev/min		540
		Type 1 13/8" 6 spline CV PTO shaft
min /rec		One
		○
		○





## Built to meet the demands of the toughest season

- 01 Centre in-line design
- 02 High capacity plunger speed of 100 strokes per minute.
- 03 Knotter cleaning fan to prevent build-up of crop debris during operation.
- 04 Automatic hydraulic bale density control for consistent bale density as conditions change
- 05 OptiForm bale chamber for superb bale shape
- 06 Twine storage capacity for ten super large spools
- 07 Pump, reservoir and control for Automatic hydraulic bale density system
- 08 Wide high capacity low-profile pickup for gentle handling of hay crops with a 1.9m working width